

DUBAI INTERNATIONAL AIRPORT




PO BOX 24166, LONDON, SW18 2XQ

T: +44 208 877 3420 F: +44 208 871 2913

info@middleeastmedia.co.uk

www.middleeastmedia.co.uk

Dubai Airport Overview



DUBAI INTERNATIONAL AIRPORT is considered the Middle East's premier and busiest airport and is located only 4km from Dubai City Centre. In 2003, a total of 18 million passengers passed through the airport registering a 13% growth over 2002. The ACI traffic statistics have ranked Dubai International Airport as one of the fastest growing airports in the world.

Dubai International Airport has two terminals through which passengers can travel to and from Dubai. Most major airlines arrive at Terminal 1 of Dubai International Airport. Terminal 2 is used by mostly by airlines coming in from Iran, CIS countries and those operating chartered flights. Private jet owners and VIP guests make use of the VIP terminal.

Dubai Airport is also known for it's world famous Duty Free

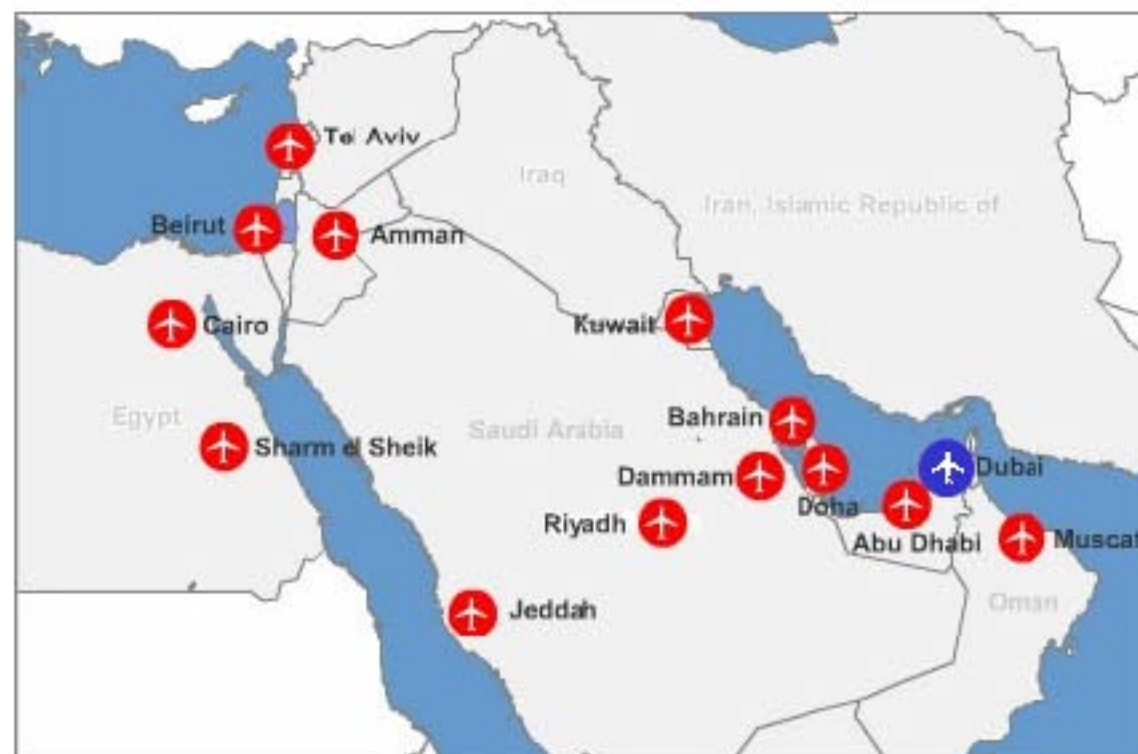


Future trends

Anticipating the travel demands of the 21st century, the Dubai Department of Civil Aviation commenced a US\$540 million expansion program in 1997 which was completed with the opening of the Sheikh Rashid Terminal in 2000.

However, according to projections, 60 million passengers are expected to use Dubai International Airport by 2010. With these figures in mind, the Department of Civil Aviation began the 2nd phase of expansion costing US\$ 4.1bn in the first quarter of 2002. The expansion is scheduled to be completed by 2007. This phase will include Terminal 3, Concourse 2 and Concourse 3.

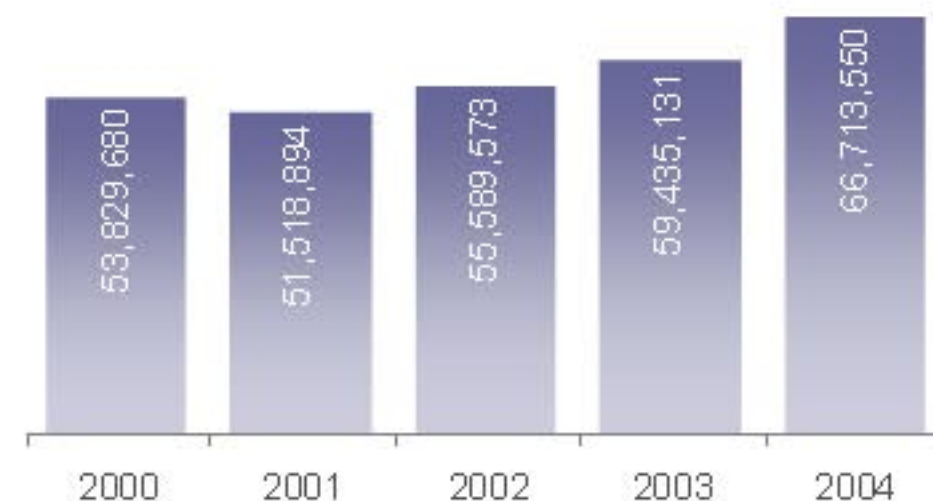
Key Middle Eastern Airports Overview



Airport	Passengers	%
DXB - Dubai	20,868,995	31.3
TLV - Tel Aviv Ben Gurion	7,664,288	11.5
JED - Jeddah	6,752,578	10.1
KWI - Kuwait	5,048,937	7.6
AUH - Abu Dhabi	4,622,023	6.9
BAH - Bahrain	4,617,138	6.9
RUH - Riyadh	3,799,384	5.7
BEY - Beirut	3,199,952	4.8
MCT - Muscat	3,056,902	4.6
AMM - Amman Queen Alia	2,983,503	4.5

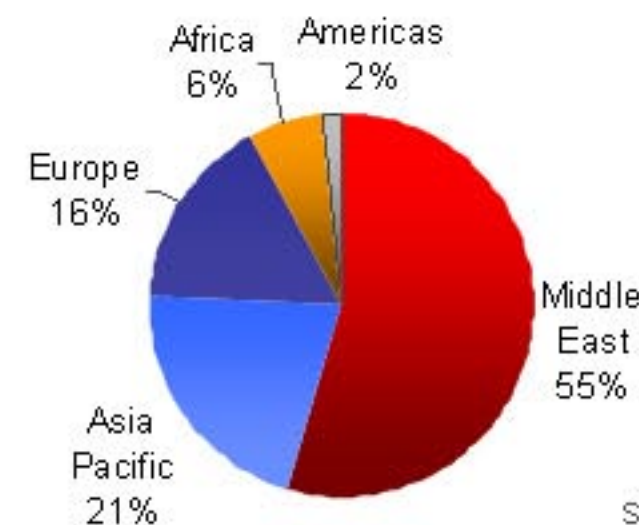
Source: ACI 2004 International Passengers

Middle East Airport Passengers 2000-2004



Source: ACI 2004 International Passengers

Regional Destinations of Middle East Departures



Source: OAG 2006

Dubai Airport Passenger Statistics

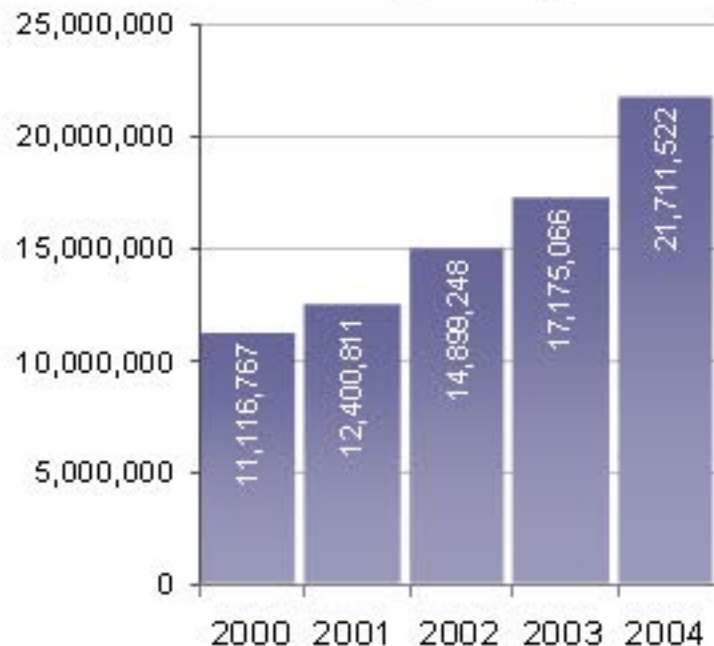


2005 Passenger Figures

Total Passengers	24,782,288
International	23,922,292
Domestic	0
Transit	859,996

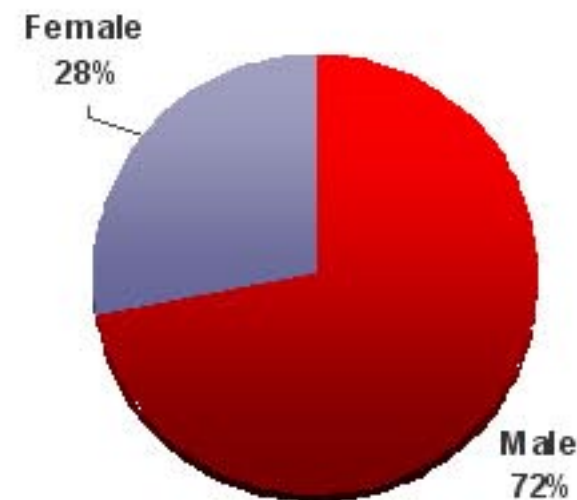
Source: ACI 2004

5-Year Passenger Figures



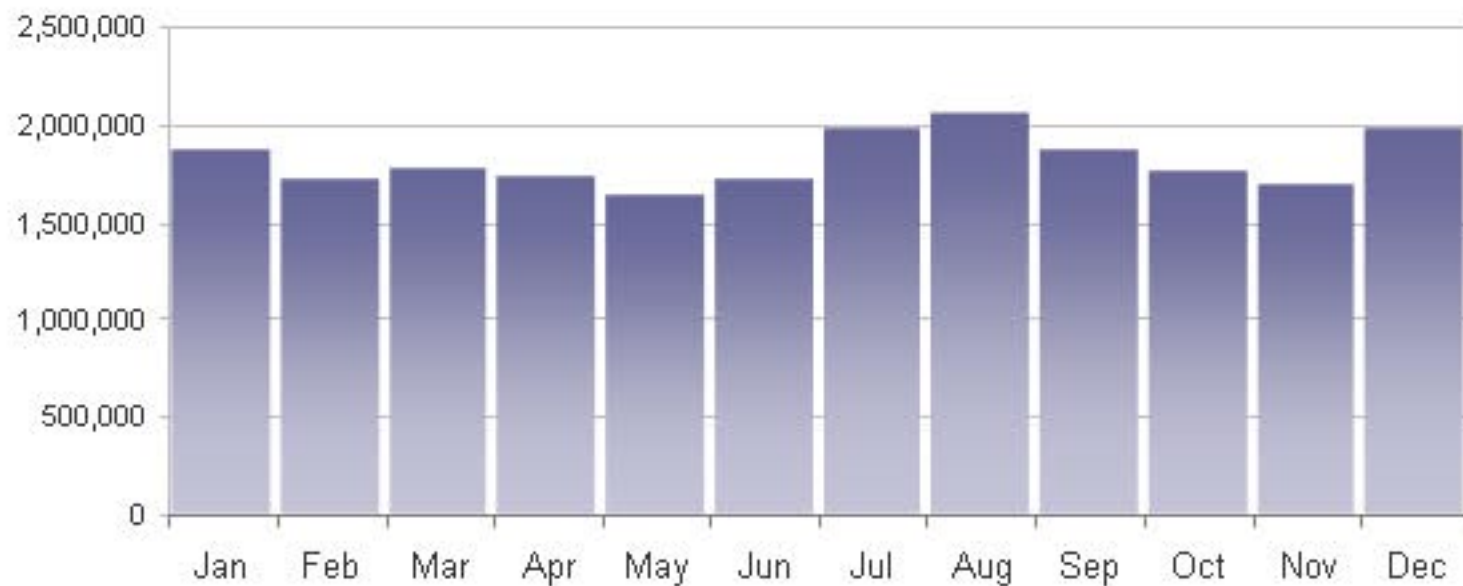
Source: ACI 2004 Total Passengers

Sex Profile



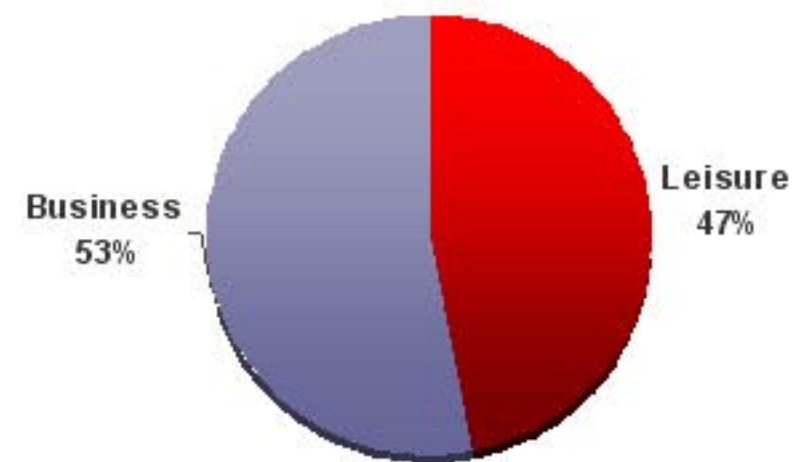
Source: GMC Research 2003

2004 Monthly Passenger Breakdown



Source: ACI 2004 Total Passengers

Purpose of Travel

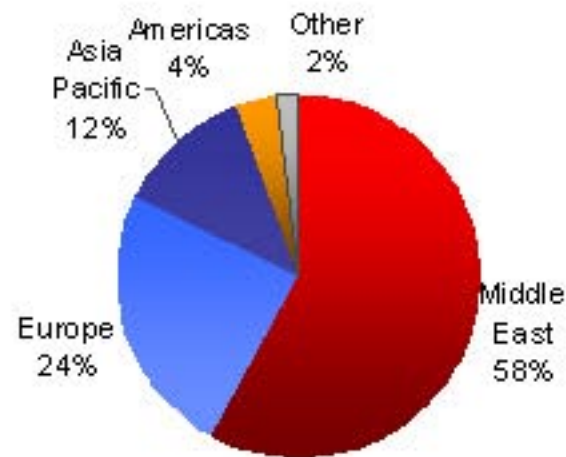


Source: GMC Research 2003

Dubai Airport Passenger Throughput



Passenger Nationality by Region



Source: GMC Research 2003

Nationality Breakdown

G.C.C. (excl. U.A.E)	22.9%
United Kingdom	11.3%
Iran	6.4%
India	6.1%
Russian Federation	5.5%
Germany	5.0%
Pakistan	3.3%
U.S.A.	2.5%
<i>Foreign Other</i>	14.9%

Foreign Total	78.0%
Nationals Total	22.0%

Source: GMC Research 2003

Top 10 Destinations

London Heathrow Apt	6.41%
Doha	6.05%
Bahrain	4.91%
Kuwait	4.77%
Muscat	4.63%
Singapore Changi Apt	3.97%
Hong Kong International Apt	3.14%
Karachi	2.89%
Cairo	2.68%
Frankfurt International Apt	2.54%

Source: OAG 2006

Top 10 Airlines

Emirates	51.07%
Gulf Air	3.77%
Cathay Pacific Airways	2.90%
Qatar Airways	2.89%
Singapore Airlines	2.50%
Oman Air	2.00%
Saudi Arabian Airlines	1.97%
Lufthansa German Airlines	1.82%
Air India	1.73%
Biman Bangladesh Airlines	1.72%

Source: OAG 2006