

ABU DHABI INTERNATIONAL AIRPORT



PO BOX 24166, LONDON, SW18 2XQ

T: +44 208 877 3420 F: +44 208 871 2913

info@middleeastmedia.co.uk

www.middleeastmedia.co.uk

Abu Dhabi Airport Overview



ABU DHABI INTERNATIONAL AIRPORT is approximately 30kms from the City. Abu Dhabi being the capital of U.A.E is the headquarters of the President of the State, the Cabinet.

Most of the ministries, the Federal institutions, foreign embassies, broadcast TV and Zayed Port, are located in Abu Dhabi. It is the oil, gas and petrochemicals centre of the UAE. The Abu Dhabi economy is dominated by the public sector and is cyclical, largely dependent on the projects that continue to drive the development of its oil / gas as well as its growing petrochemical industry. The Abu Dhabi Corniche, with its public parks and fountains, is a remarkable landscape of the city.

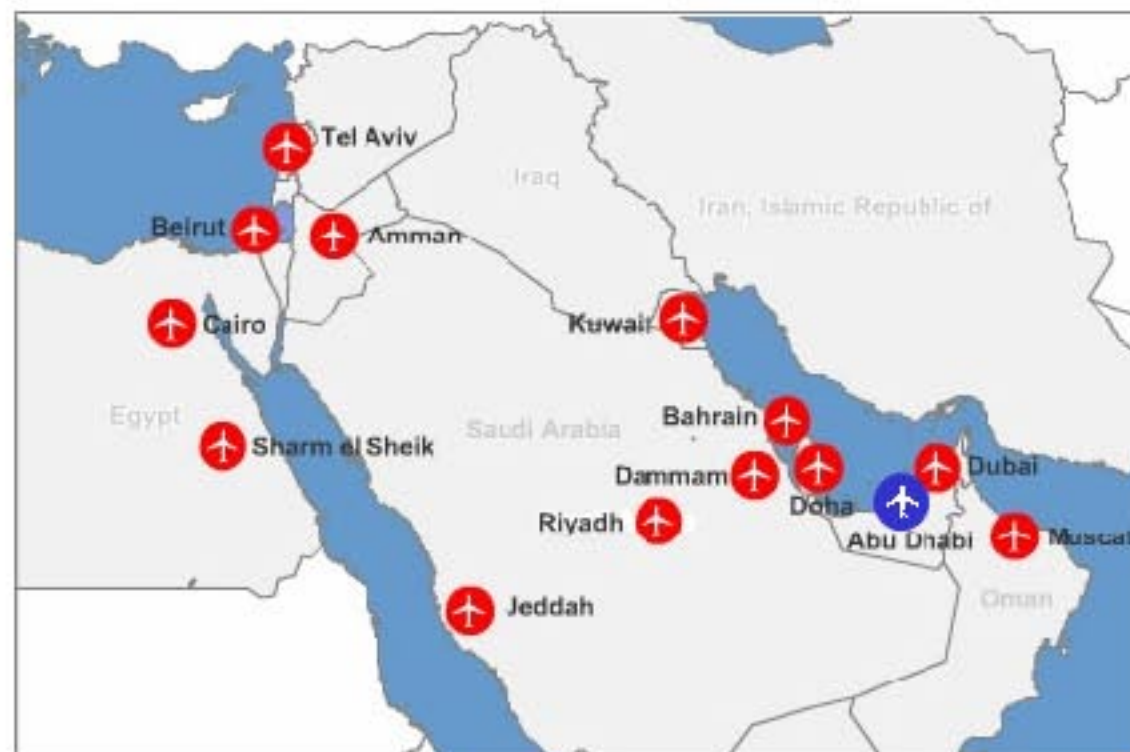
Future trends

The airport is on target to complete a multi-million dollar expansion program to increase capacity to 7.2 million passengers a year within the next five years, nearly 20 years after moving to its present location. During the same period, cargo capacity will be increased to 350,000 tonnes a year.

The plan includes a futuristic new satellite terminal directly connected to 11 aircraft stands capable of accommodating new-age Super Jumbos such as the Airbus A380 double-deck airliner, due to enter service in 2006. The terminal will have 4,000 square meters of world-class duty-free retail space, restaurants and superb level of passenger comfort and convenience.



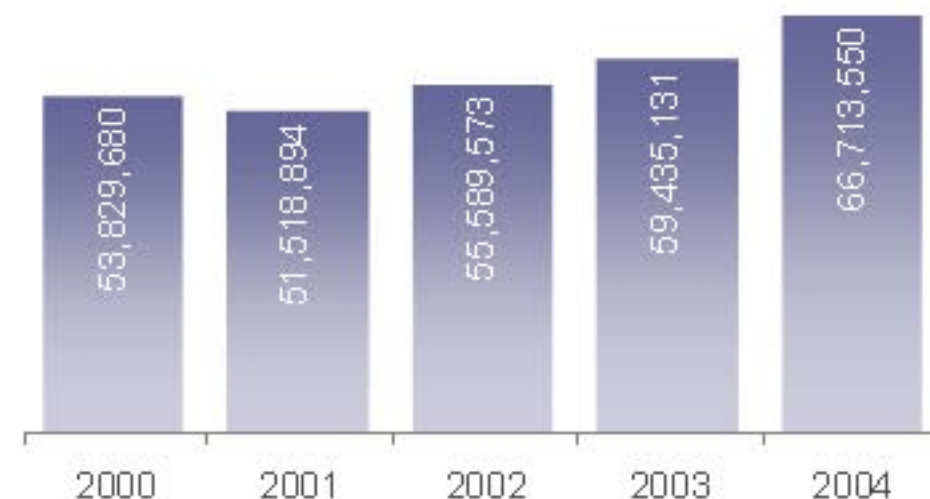
Key Middle Eastern Airports Overview



Airport	Passengers	%
DXB - Dubai	20,868,995	31.3
TLV - Tel Aviv Ben Gurion	7,664,288	11.5
JED - Jeddah	6,752,578	10.1
KWI - Kuwait	5,048,937	7.6
AUH - Abu Dhabi	4,622,023	6.9
BAH - Bahrain	4,617,138	6.9
RUH - Riyadh	3,799,384	5.7
BEY - Beirut	3,199,952	4.8
MCT - Muscat	3,056,902	4.6
AMM - Amman Queen Alia	2,983,503	4.5

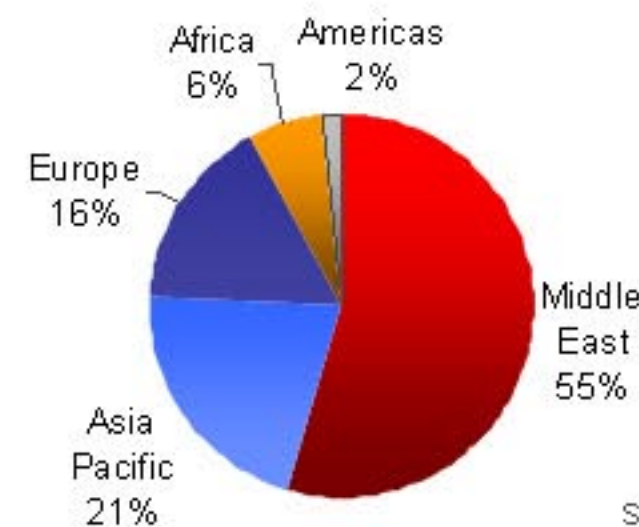
Source: ACI 2004 International Passengers

Middle East Airport Passengers 2000-2004



Source: ACI 2004 International Passengers

Regional Destinations of Middle East Departures



Source: OAG 2006

Abu Dhabi Airport Passenger Statistics

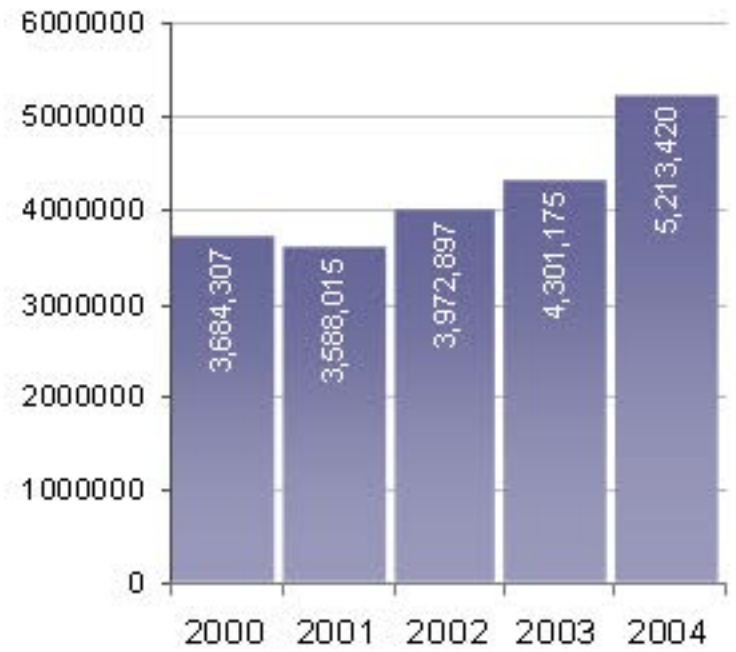


2005 Passenger Figures

Total Passengers	5,478,476
International	4,940,502
Domestic	0
Transit	537,974

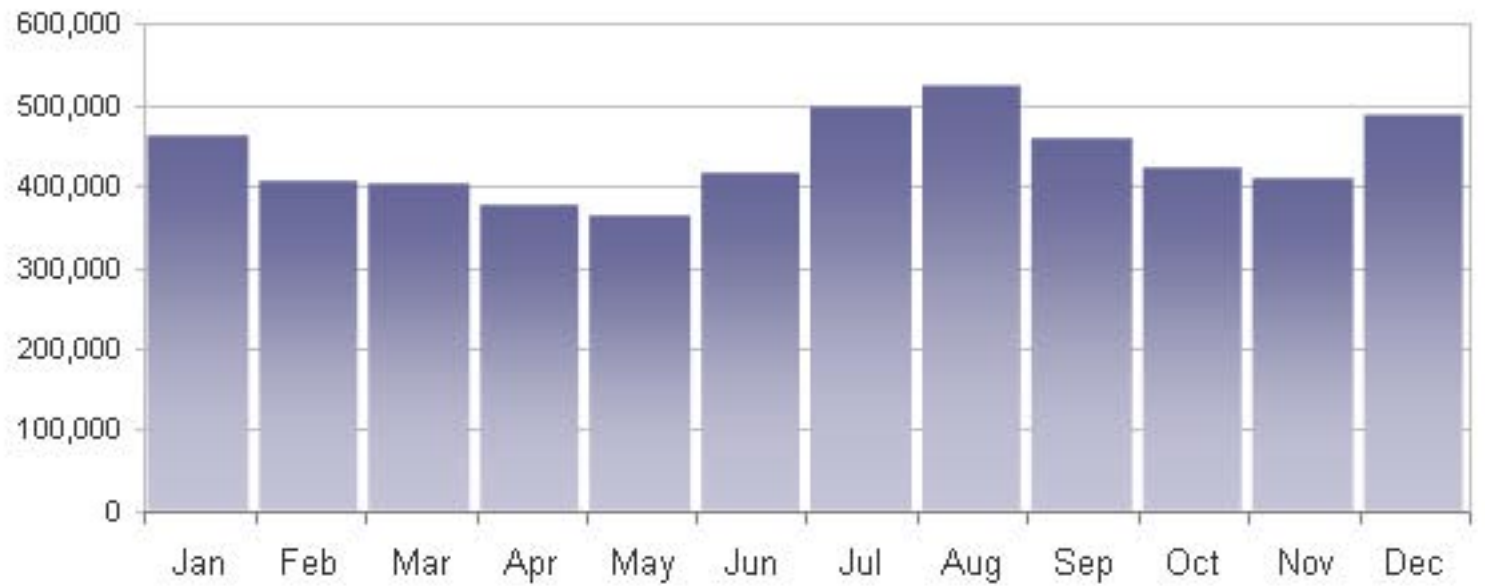
Source: ACI 2004

5-Year Passenger Figures



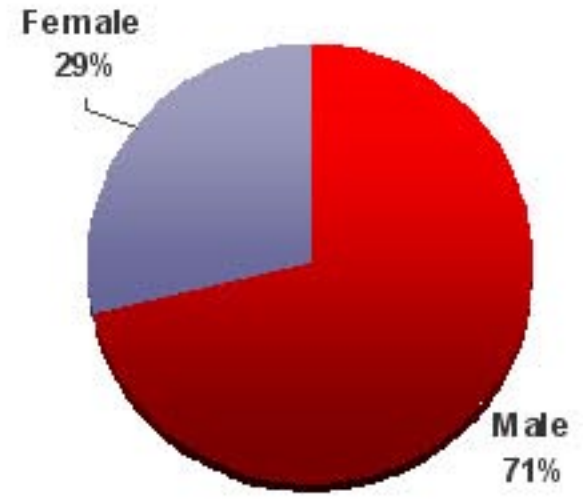
Source: ACI 2004 Total Passengers

2004 Monthly Passenger Breakdown



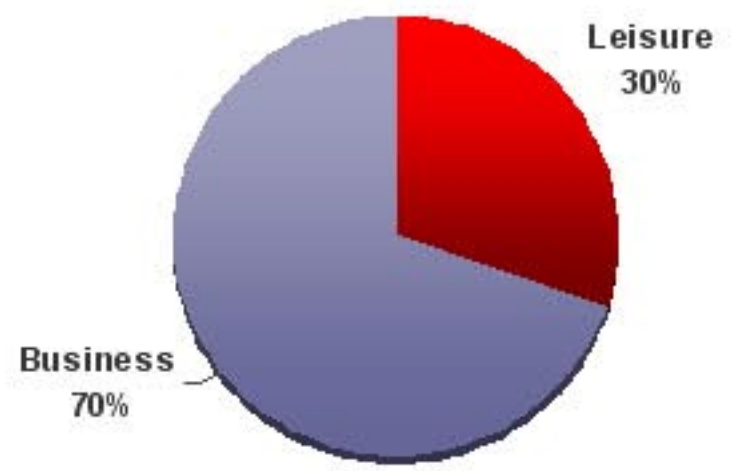
Source: ACI 2004 Total Passengers

Sex Profile



Source: GMC Research 2003

Purpose of Travel

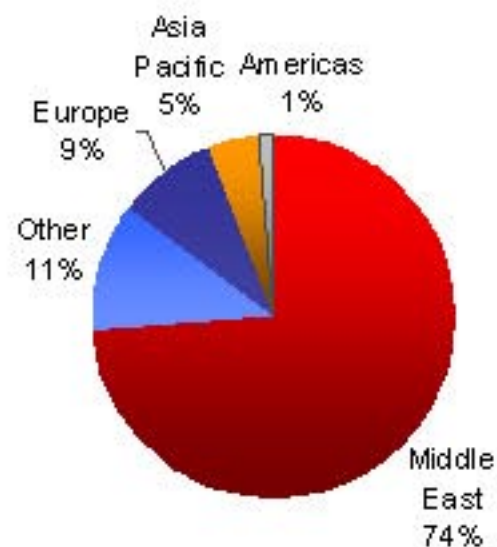


Source: GMC Research 2003

Abu Dhabi Airport Passenger Throughput



Passenger Nationality by Region



Source: GMC Research 2003

Nationality Breakdown

G.C.C. (excl. U.A.E)	34.1%
U.K.	4.1%
India	3.2%
Germany	2.9%
Egypt	2.2%
France	2.0%
U.S.A.	1.3%
Pakistan	0.9%
Lebanon	0.9%
<i>Foreign Other</i>	<i>11.4%</i>

Foreign Total	63.4%
Nationals Total	36.6%

Source: GMC Research 2003

Top 10 Destinations

Bahrain	14.16%
Muscat	9.55%
Doha	8.17%
London Heathrow Apt	7.79%
Frankfurt International Apt	6.02%
Cairo	5.98%
Dubai	4.85%
Amman Queen Alia International Apt	4.55%
London Gatwick Apt	3.93%
Beirut	3.68%

Source: OAG 2006

Top 10 Airlines

Eagle Air	31.67%
Gulf Air	20.48%
Lufthansa German Airlines	7.02%
Qatar Airways	6.20%
British Airways	5.96%
KLM-Royal Dutch Airlines	5.29%
SriLankan Airlines	4.52%
Egyptair	3.05%
Royal Jordanian	2.71%
Aero Asia	2.58%

Source: OAG 2006